



Creation : BD Network - Realisation : Altovia Paris - Edition : Gutenberg Networks -  
Automobiles Peugeot RC Paris B 552 144 503 - Printed in E.U. - Ref : MCP3821 -  
August 2016

Cachet concessionnaire

PEUGEOT RECOMMENDS TOTAL  
[www.peugeot.com](http://www.peugeot.com)



## NEW PEUGEOT EXPERT





# NEXT GENERATION EXPERT

The New PEUGEOT Expert is now even lighter, safer and more innovative, being built on our latest generation Peugeot modular platform.

The New PEUGEOT Expert is available in 3 lengths. The segment-first Compact version is 4.60m long, the Standard version is 4.95m and the Long version is 5.30m. With an overall height of just 1.90m\*, it will have no trouble slipping into the majority of city car parks.

New PEUGEOT Expert combines compact external dimensions with generous load capacities and is designed to respond to a huge variety of requirements.

\* 1.94m maximum with larger payload and on Long versions





# INNOVATIVE PLATFORM

Built on a brand-new vehicle platform, New PEUGEOT Expert benefits from all the advantages of the Efficient Modular Platform 2 (EMP2):

## Efficiency

Our new platform enables great vehicle weight savings, achieving best-in-class CO<sub>2</sub> emissions and fuel consumption\* with significant load carrying and dynamic benefits.

## Safety

To make driving even safer, New PEUGEOT Expert features a wide range of latest-generation driving assistance devices. As a result, New Expert Combi achieved the maximum Euro NCAP 5-star safety rating.


## Efficiency

New PEUGEOT Expert is available in 3 lengths: Compact, Standard, Long. With its 1.90m\*\* height it will have no trouble accessing most car parks. Our latest generation platform enables the introduction of the flexible seating configuration Moduwork\*\*\*.

## Comfort

The comfort and dynamic handling of New PEUGEOT Expert will enhance your driving enjoyment, regardless of the load you're carrying.

\* Consumption details, including Platform Cabs before conversion:  
Urban fuel consumption mpg (L/100km): 39.8 (7.1) to 51.4 (5.5)  
Extra-urban fuel consumption (L/100km): 44.1 (6.4) to 57.6 (4.9)  
Combined fuel consumption (L/100km): 42.2 (6.7) to 55.4 (5.1) – CO<sub>2</sub> emissions (g/km): 133 to 176  
\*\* 1.94m maximum with larger payload and on Long versions  
\*\*\* Standard or optional, depending on version





# ELEGANT AND ROBUST

The design of New PEUGEOT Expert projects real purpose. At first glance, the elevated vertical front grille accentuates the New Expert's strong presence.

The elegant LED light signature of the Look Pack\* (standard on Professional Plus models) enables New PEUGEOT Expert to project an

impressive professional image for your business.

Sleek and modern, the aerodynamic body lines of the New PEUGEOT Expert conceal a vast and ultra-functional loadspace.

\*Look Pack: body colour front and rear bumpers, door mirror casings, side strips and door handles, chrome front grille surround and LED light signature





# EASY LOADING

Hands-free sliding side doors\* can be opened or closed easily even with your arms full. This feature, new to a van in this segment, unlocks and opens the sliding side doors with a simple swipe of the foot below the corner of the rear bumper. You

just need to have the electronic key with you. The door also closes and the vehicle locks automatically when you move away.

\*Available within the Easy Entry Pack option on Professional Plus models.





# FLEXIBLE MODUWORK

The flexible configuration of the Moduwork\* passenger bench in New PEUGEOT Expert turns unoccupied front seats into an advantage, providing extra load space at floor level for the transport of long objects. The outer passenger seat folds upwards to reveal unobstructed space on the flat floor, while the large panel in the steel bulkhead opens to extend the load length to a total of 4m in New PEUGEOT Expert Long versions. You'll also find a useful anti-shift net on the driver's side for extra safety.

New PEUGEOT Expert's cabin also turns into a mobile office: lower the central arm rest to reveal a useful pivoting table, equipped with a sturdy elastic retainer to secure a tablet or laptop.

\*Available as standard or option, depending on the version





# URBAN AGILITY

## Compact version

The city-friendly New PEUGEOT Expert Compact makes urban journeys simple. Reduced dimensions and rear overhang make the 4.6m Compact highly manoeuvrable in traffic, even with a load length of 3.32m\* and a 5.1m<sup>3</sup>\* load volume.

Its size belies its strength: just like the Standard and Long versions, the PEUGEOT Expert Compact can carry payloads of up to 1400kg\*\*.


## Parking

Its 1.90m\*\*\* roof height guarantees the New Peugeot Expert access to most urban car parks.

\* With Moduwork

\*\* Available on selected Compact versions

\*\*\* 1.94m maximum with larger payload and on long versions.





# TOTAL COMFORT

## Driving comfort

On-board, New PEUGEOT Expert plays the comfort card. A moulded step provides easy access to the cabin. The functional and ergonomic design of the dashboard offers a comfortable, high driving position and provides numerous storage spaces.

Make your journey easier with the new generation of voice-controlled 3D Connect Nav system. It delivers connected services and provides real-time traffic information with TomTom Traffic\*.

With Mirror Screen\*\*, plug your smartphone into the USB plug on the dashboard: your

compatible applications appear and can be controlled on the 7 inch colour Touchscreen.\*\*\*

## Mobile office

The central armrest in the Moduwork passenger bench incorporates a pivoting table with a sturdy elastic retainer that's ideal for securing your tablet or laptop.

12V and USB sockets on the dashboard can be used to charge mobile devices. Connectors to house a digital tablet up to 11 inch screen size or a smartphone with built-in power supply are available as accessories.



\* Available as option, depending on the version. Smartphone tethering may be required.

\*\* Only MirrorLink® or Apple CarPlay™ certified apps will work when stationary and when driving, where appropriate. While driving, certain features of the apps concerned will be restricted. Certain types of content, which are freely accessible on your Smartphone, require a paid subscription to a certified MirrorLink® or Apple CarPlay™ application. The Mirror Screen feature operates using MirrorLink® technology for Android, BlackBerry and Windows phones that are MirrorLink® compatible, and via Apple CarPlay™ for iOS phones, provided they have a phone subscription including internet access with their mobile network operator. New smartphones will be developed with these systems over time. Further information is available at <http://www.peugeot.co.uk/technology/p=technology-connectivity/>

\*\*\* Available as standard or option, depending on the version.



# TECHNOLOGY FOR SAFETY

## For intuitive driving

To make your driving experience safer and even more comfortable, the New PEUGEOT Expert has a wide range of the latest generation of driving assistance devices\*.

## Speed Limit Recognition and Recommendation\*

Included in the Safety Pack\*, the Speed Limit Recognition and Recommendation\* system uses the multifunction camera to detect speed limit signs and shows this information on the vehicle dials and Head-Up Display (where fitted). The driver can then set this as the speed in the vehicle's cruise control or speed limiter equipment, if activated.

## Park Assist 180°

This feature\* makes parking effortless: the 7 inch colour touchscreen displays a 180° overhead view from the reversing camera, complete with guide lines which adjust automatically as the steering wheel turns. When the vehicle gets close to an object, the system zooms in so that the remaining distance is shown precisely.

## Active Safety Brake

Active Safety Brake\* is a new generation of automatic emergency braking system and a significant safety benefit. The system used the windscreen-mounted camera to detect potential collisions with stationary or slowing vehicles ahead and automatically applies braking. This can help avoid accidents altogether at up to 18mph and significantly reduce impacts at higher speeds.



## Smart Beam Headlights

This system\* switches instantly between main and dipped beam when an oncoming vehicle is detected. It activates at night at speeds above 15 mph.

## Adaptive Cruise Control

Using a sensor in the front bumper, this system\* enables New PEUGEOT Expert to adapt its speed to vehicles in front. The technology can reduce speed by up to 12.5mph using only the accelerator and is particularly effective in changeable traffic conditions, such as on a busy motorway.

## Lane Departure Warning System

The windscreen-mounted camera of the Lane Departure Warning System\* detects when solid or broken lane line markings are crossed unintentionally, without the indicators being activated. It then alerts the driver audibly and visually, allowing quick and safe correction.

## Blind Spot Detection

Thanks to the 4 sensors located on the front and rear bumpers of your vehicle, this monitoring system\* detects vehicles in your left or right hand side 'blind spot'. A bright orange warning light is activated in your door mirror, providing a clear warning.

## Head-Up Colour Display

A first for a vehicle in this segment, this technology\* projects essential driver information (current and recommended speed, cruise control/speed limiter settings, navigation instructions and collision alert) onto a retractable transparent strip in front of the windscreen, in the driver's field of vision. You have all the information you need right in front of your eyes, for a safer driving experience.



## Airbags

New PEUGEOT Expert is equipped with 4 airbags:

- 2 front airbags to protect the head and thorax of the driver and front passengers in the event of a front impact.
- 2 front lateral airbags\*\* to provide additional protection to the driver and front passengers in the event of a side impact.

\* Available as an option on certain versions

\*\* Standard on Crew Vans





# A VAN FOR EVERY JOB

## Designed to cater for your every need

To meet all business requirements, the New PEUGEOT Expert offers a wide range of body styles.

The flexible Crew Van has a second row of 3 seats, accommodating up to 6 people and still offering up to 4 m<sup>3</sup> loadspace. The space under the passenger seat allows loads up to 2.3m long at floor level. Passengers enjoy a high degree of comfort and an additional 73 litre storage compartment under the second row of seats.

New PEUGEOT Expert is also available as a Platform Cab. An effective base for numerous bodywork conversion possibilities, the Platform

Cab can be adapted for even the most specialised uses.

The Combi, robust and functional, is available in three lengths and can seat up to 9 people, even in the Compact version. You can remove all the rear seats to create a huge 6m<sup>3</sup> load space in the Long version, or 4.5m<sup>3</sup> in the Compact. Even with all seats in place, the second row folds quickly and easily to free up space and make access easy.



Crew Van



Platform Cab, Compact and Standard Panel Vans, Combi up to 9 seats and Crew Van



# DIMENSIONS



## Loadspace access dimensions

Dimensions (mm)	Version		
	Compact	Standard	Long
Load width between wheel arches	1258	1258	1258
Rear door height	1220	1220	1220
Side door width	745	935	935
Side door height	1238	1241	1241
Load sill height	545-626	544-613	600-633

## Exterior dimensions

Dimensions (mm)	Version		
	Compact	Standard	Long
Length	4609	4959	5309
Height	1905*	1895*	1935
Width excl. door mirrors	1920	1920	1920
Width incl. door mirrors	2204	2204	2204

## Panel Van load dimensions

Dimensions (mm)	Panel Van		
	Compact	Standard	Long
Load height (maximum)	1397	1397	1397
Load length at floor	2162	2512	2862
Load length at floor with Moduwork	3324	3674	4024
Volume (m <sup>3</sup> )	4.6	5.3	6.1
Volume with Moduwork (m <sup>3</sup> )	5.1	5.8	6.6
Maximum payload (kg)**	1400	1400	1400

## Crew Van load dimensions

Dimensions	Crew Van	
	Standard	Long
Maximum load length at floor (mm)	2017	2365
Load volume (m <sup>3</sup> )	3.2	4.0

\* Height of Compact 1940mm and Standard 1930mm in 1200-1400kg payload versions  
 \*\* Availability depending on version



# PROFESSIONAL LOAD CARRYING



## Towing

For business professionals who need additional loading capacity, the New PEUGEOT Expert can tow up to 2.5 tonnes\* and offers the following towing options:

- Mixed hook towbar for Expert vans (shown, left)
- Fixed and removable swan neck towbars for Expert Combi

\* Trailer weight must be reduced if vehicle is running at Gross Vehicle Weight to ensure that Gross Train Weight is not exceeded

\*\* Available as standard or as cost option depending on the version

\*\*\* Not available for the UK range

## Bulkheads

A range of bulkheads are available on New PEUGEOT Expert.


The standard bulkhead:

- Full steel or full steel with inset window\*\*
- With or without Moduwork\*\* load-through panel at floor



A toughened plastic bulkhead with inset polycarbonate window\*\* which provides:

- thermal insulation
- acoustic insulation
- deeper recline for the back of the driver's seat
- lining in the same light grey cloth used as headlining on the cabin roof



## Ply linings

Designed to carry bulky loads and withstand daily wear and tear, New PEUGEOT Expert is ply lined on the load floor and van sides, as standard.

For certain countries\*\*\*, a second lining option is available, consisting of coated wood (anti-slip, waterproof, easy to wash and protected by aluminium sills).





# EXPERT COMBI

## People Carrier

Robust and versatile, New PEUGEOT Expert Combi is available in three body lengths\* for passenger transportation and can seat up to 9 people, even in the Compact version. Its 1.90m roof height\*\* guarantees access to most car parks.

Access to all seats could not be more straightforward. A simple movement folds the second row of seats to enable fast and easy access to the third row.



PEUGEOT Expert Combi is fitted with a rear tailgate with heated rear windscreen and rear wiper.

PEUGEOT Expert Combi offers multiple seat configurations, comfortably seating between two and nine passengers:

- Individual front passenger seat or dual front passenger bench\*\*\*
- One-piece bench in the second row\*\*\*
- Split bench seat in the second row and one-piece bench in the third row\*\*\*

The latest generation modular platform and advanced safety equipment mean that New PEUGEOT Expert Combi has achieved the maximum Euro NCAP 5 star safety rating.

\* Depending on version; Long available early 2017  
\*\* Available as option depending on the version





# PEUGEOT AND THE ENVIRONMENT

PEUGEOT is a leading manufacturer of low emission vehicles and more than half of its global sales are for vehicles emitting less than 140g of CO<sub>2</sub> per km. This performance is based on proven technology: the Diesel Particulate Filter. Launched in 2000, and equipped as standard on more than 2.1 million vehicles, it reduces particle emissions by 99.99%. A self-cleaning system, it processes gases emitted from the combustion of diesel in the engine and reduces diesel particulates to approximately 0.004g/km. PEUGEOT has also led the way on other breakthrough technologies including Stop & Start and a new generation of petrol and diesel engines.

## BLUEHDi

PEUGEOT'S latest-generation BlueHDi diesel engines are now available on New PEUGEOT Expert. The result of a world-famous diesel heritage, plus innovation and engineering excellence developed on Le Mans race tracks, BlueHDi complies with Euro 6 emission standards to deliver exceptional fuel economy and CO<sub>2</sub> alongside a driving experience rich in power and performance. A tri-stage cleansing process targets diesel combustion pollutants, removing hydrocarbons and carbon monoxide, reducing nitrogen oxides by up to 90% and eliminating 99.9% of particulates. BlueHDi delivers the cleanest diesel engine possible with fuel economy of up to 55.4mpg\* and CO<sub>2</sub> as low as 133 g/km\*. New PEUGEOT Expert benefits from competitive running costs due to best-in-class fuel economy and a 25,000 miles or 2-year service schedule.

## Fuel consumption and emissions(1)

Engine	Urban MPG	Extra Urban	Combined cycle	Combined cycle CO <sub>2</sub> emissions (g/km)
BlueHDi 95 manual	42.2 - 47.1	44.1 - 54.3	43.5 - 51.4	144 to 170
BlueHDi 95 S&S ETG6	51.4	53.3	52.3	139
BlueHDi 115 S&S6-speed manual	50.4 / 51.4	56.5 / 57.6	54.3 / 55.4	133 to 137
BlueHDi 120 S&S 6-speed manual	39.8 - 47.9	44.1 - 57.6	42.2 - 53.3	139 to 176
BlueHDi 150 S&S 6-speed manual	47.9	57.6	53.3	139
BlueHDi 180 S&S EAT6 auto	42.8 / 46.3	48.7 / 52.3	45.6 / 49.6	151 / 163

(1) According to EU directive 99/100/CE





# BODY COLOURS



Black <sup>(1)</sup>



Dragoon Blue <sup>(2)</sup>



Bianca White <sup>(2)</sup>



Ardent Red <sup>(1)</sup>



Rich Oak <sup>(3)</sup>



Nimbus Grey <sup>(3)</sup>



Aluminium Grey <sup>(3)</sup>



Soft Sand <sup>(3)</sup>



Tourmaline Orange <sup>(3)</sup>

# WHEELS



16 and 17 inch steel wheels <sup>(4)</sup>



16 inch 'San Francisco' wheel trims <sup>(5)</sup>



17 inch 'Miami' wheel trims <sup>(5)</sup>



17 inch 'Phoenix' alloy wheels <sup>(4)</sup>

# UPHOLSTERY



Grey 'Silica' cloth <sup>(5)</sup>



Grey 'Mica' cloth <sup>(4)</sup>



Grey 'Mica' cloth/vinyl <sup>(4)</sup>



Black 'Carla' Vinyl <sup>(5)</sup>

(1) Flat paint, cost option - (2) Flat paint, non-cost option - (3) Metallic paint, cost option - (4) Standard, optional or not available, dependent on version - (5) Not available on UK range



# VEHICLE CONVERSIONS

New PEUGEOT Expert Platform Cab, Combi and Panel Vans (with and without optional side windows) offer the ideal base for a variety of conversions to meet your specialist requirements, such as refrigerated vans or wheelchair accessible vehicles. Opposite are illustrations of potential conversions based on the New PEUGEOT Expert range.

Please note: All prospective conversions must be conducted and validated in accordance with PSA convertor guidelines; please contact the PSA Homologation department for further details of this process. All conversions undertaken on the New PEUGEOT Expert Platform Cab must, when completed, have six rigid sides or a metallic parallelepiped structure whose height is at least equal to that of the cab.



# NETWORK AND SERVICES

When you choose PEUGEOT, you have the reassurance of knowing your vehicle has been designed and built to give you years of worry free motoring. As a PEUGEOT owner, you can also rely on the customer care services of your Dealer. This ensures you're talking to a specialist who'll listen to you, understand your problems and respond efficiently - someone with the expertise to maintain your PEUGEOT correctly, using trained technicians, PEUGEOT Diagnostic Equipment and PEUGEOT Original parts.

## FOR YOUR PEACE OF MIND

### MANUFACTURER WARRANTY

Any New PEUGEOT Expert first registered in the UK and purchased from a UK PEUGEOT Dealer will benefit from a 2 year unlimited mileage manufacturer warranty and a free optional additional year of warranty (up to 100,000 miles) provided by the PEUGEOT Dealer Network. At the end of the 3 year Warranty period (or after 100,000 miles) you have the option to purchase a PEUGEOT Platinum Extended Warranty. Our vans also come with a 6 Year Anti-Perforation and 2 Year Paint Warranty. For full terms and conditions on all of these, please contact your PEUGEOT Dealer.

### PEUGEOT ASSISTANCE

All new PEUGEOT vehicles come with 12 months of PEUGEOT Assistance - our breakdown assistance service. This covers all incidents involving vehicle based faults for you and anyone else driving your vehicle with your permission. It is available 24 hours a day, 365 days a year. PEUGEOT Assistance includes European cover, homestart, roadside assistance, vehicle recovery and a free replacement car or accommodation if required. It can be extended for a further 12 months, or 24 months, and to protect you against non-vehicle faults (such as punctures) at specially discounted rates, by calling 0870 752 7050.

### PEUGEOT SERVICE CARE

Please refer to the maintenance book for details of the service intervals for New PEUGEOT Expert and the specifics of vehicles operating in arduous conditions.

### FINANCE - LET THE SPECIALISTS HELP

PEUGEOT Financial Services offer a range of flexible finance plans to make owning a new PEUGEOT easy. As specialists, we will provide choice, convenience and flexibility. Written quotations are available on request from PSA Finance UK Ltd t/a Peugeot Contract Hire, Quadrant House, Princess Way, Redhill, RH1 1QA. Over 18s only, a guarantee may be required.

## FURTHER INFORMATION

### PEUGEOT INSURANCE

Designed for PEUGEOT to offer tailored cover at a competitive price. In the event of an accident, a PEUGEOT Approved Accident Repair Centre will repair your car, using PEUGEOT original parts and offer a courtesy car (subject to availability). Call

PEUGEOT Insurance for a quote on 0370 0240 206 (8am-8pm weekdays, 9am-5pm Saturdays. Max call charge from a BT landline is 8p/minute. Calls from other networks may vary. Calls may be recorded). PEUGEOT Insurance is underwritten by UK Insurance Limited.

### PEUGEOT ACCESSORIES

Accessories are designed specifically for each model meaning no compromises on fit or function. In addition they are tested to a rigorous standard for complete confidence and peace of mind.

### PEUGEOT AND THE ENVIRONMENT

Our website has details of PEUGEOT's environmental and recycling policies.

## ABOUT THIS BROCHURE

The information contained in this brochure is based on the data and images available at the time of printing. Some features may not be available in the UK and some photography may feature left hand drive models. As part of a policy of continuous specification improvement, PEUGEOT reserves the right to modify specification, options and colours at any time. For full details ask your PEUGEOT Dealer, or visit [peugeot.co.uk](http://peugeot.co.uk). Print and photographic processes used in this brochure may alter the depth and tone of the colours shown.

This brochure is not a contractual document or offer of sale.

The details in this brochure cannot be reproduced without the express authorisation of PEUGEOT.

Issued by: Sales and Marketing, PEUGEOT Motor Company plc., Pinley House, 2 Sunbeam Way, Coventry, CV3 1ND.





# Pentagon Peugeot

Staffordshire, North Lincolnshire, South Yorkshire & Lincolnshire

Pentagon Peugeot Burton Upon Trent

Derby Road, Stretton, Burton-on-Trent, Staffordshire, DE13 0DF

Tel: [01283 515 151](tel:01283515151)

Pentagon Peugeot Scunthorpe

A18 Brigg Road, Scunthorpe, North Lincolnshire, DN16 3RL

Tel: [01724 747 700](tel:01724747700)

Pentagon Peugeot Barnsley

Claycliffe Road, Barugh Green, Barnsley, South Yorkshire, S75 1LR

Tel: [01226 323050](tel:01226323050)

Pentagon Peugeot Lincoln

8 Tritton Road, Lincoln, Lincolnshire, LN6 7QY

Tel: [01522 213719](tel:01522213719)